

Class Evaluation Dashboard / Aggregated Results for Faculty

Filters

✉️ wave@apu.ac.jp

🔒 Regular Student

Course Name: 調査研究法EC／基礎演習（国際関係）EC | Research MethodEC／Preliminary Seminar for Inter...

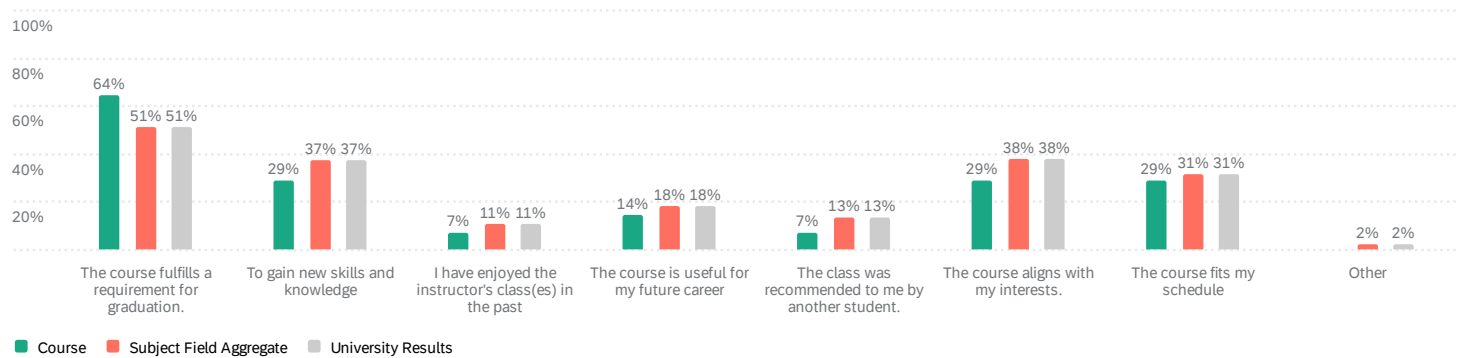
Teacher Name: 淵ノ上 英樹 | FUCHINOUE Hideki

Question 1.

Purpose of taking the course: Why did you take this course? (multiple answers possible)

Aggregate Table

Option	Course Aggregate / No. of Respondents	Course Aggregate / Percentage	Subject Field Aggregate / No. of Respondents	Subject Field Aggregate / Percentage	University Aggregate / No. of Respondents	University Aggregate / Percentage
Other			436	2%	397	2%
The class was recommended to me by another student.	1	7%	3,075	13%	3,035	13%
The course fulfills a requirement for graduation.	9	64%	11,991	52%	11,828	52%
The course is useful for my future career	2	14%	4,250	18%	4,106	18%
To gain new skills and knowledge	4	29%	8,733	37%	8,503	37%
The course fits my schedule	4	29%	7,298	31%	7,094	31%
The course aligns with my interests.	4	29%	8,856	38%	8,609	38%
I have enjoyed the instructor's class(es) in the past	1	7%	2,518	11%	2,493	11%

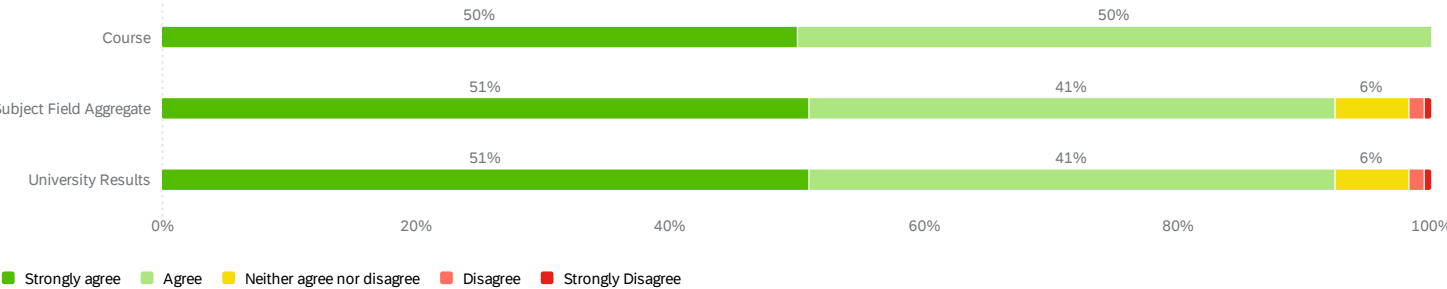


Question 2.

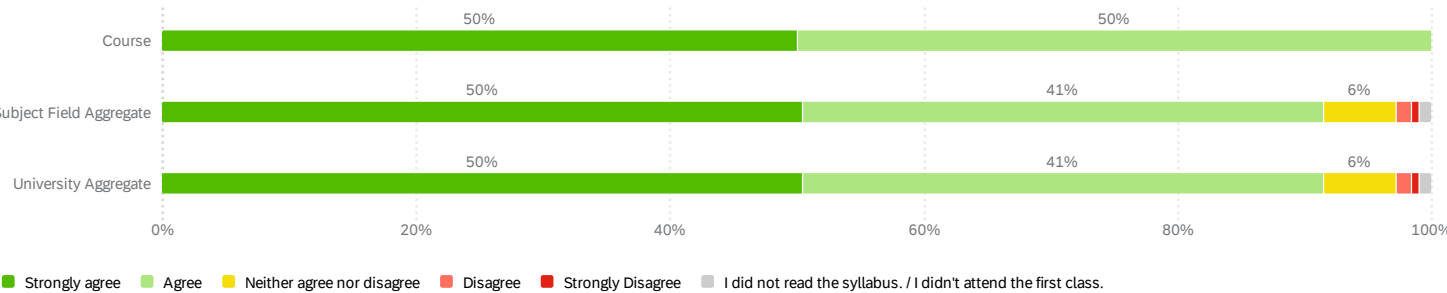
Syllabus: The course was conducted according to the online syllabus published by the University or the revised syllabus informed in the first class.

Aggregate Table

Option	Course Aggregate / No. of Respondents	Course Aggregate / Percentage	Subject Field Aggregate / No. of Respondents	Subject Field Aggregate / Percentage	University Aggregate / No. of Respondents	University Aggregate / Percentage
Strongly agree	7	50%	11,796	51%	11,796	51%
Agree	7	50%	9,607	41%	9,607	41%
Neither agree nor disagree			1,343	6%	1,343	6%
Disagree			280	1%	280	1%
Strongly Disagree			140	1%	140	1%



Aggregated Results (incl. Non-aggregated data)



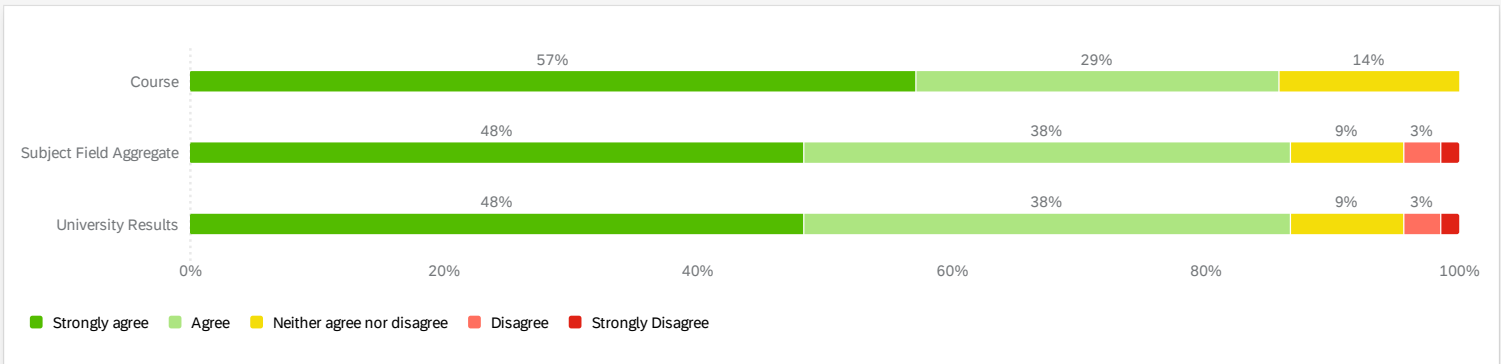
Question 3.

Teaching methods : The instructor used effective t eaching methods.

Aggregate Table

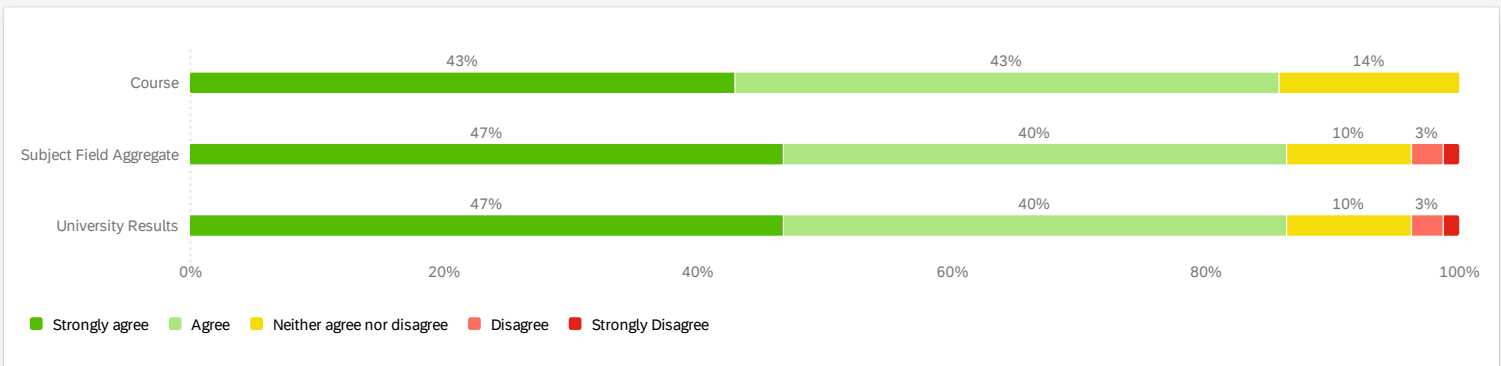
Option	Course Aggregate / No. of Respondents	Course Aggregate / Percentage	Subject Field Aggregate / No. of Respondents	Subject Field Aggregate / Percentage	University Aggregate / No. of Respondents	University Aggregate / Percentage
Strongly agree	8	57%	11,306	48%	11,306	48%
Agree	4	29%	8,956	38%	8,956	38%
Neither agree nor disagree	2	14%	2,101	9%	2,101	9%

Option	Subject Field Aggregate / No. of Respondents	Subject Field Aggregate / Percentage	University Aggregate / No. of Respondents	University Aggregate / Percentage
Disagree	678	3%	678	3%
Strongly Disagree	348	1%	348	1%



Question 4.
The course materials : Teaching materials helped understanding of the course contents.

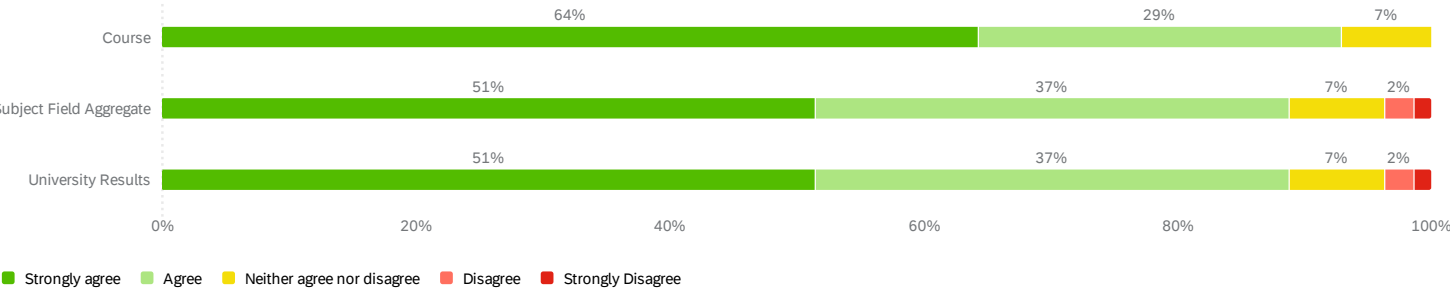
Aggregate Table						
Option	Course Aggregate / No. of Respondents	Course Aggregate / Percentage	Subject Field Aggregate / No. of Respondents	Subject Field Aggregate / Percentage	University Aggregate / No. of Respondents	University Aggregate / Percentage
Strongly agree	6	43%	10,921	47%	10,921	47%
Agree	6	43%	9,277	40%	9,277	40%
Neither agree nor disagree	2	14%	2,299	10%	2,299	10%
Disagree			588	3%	588	3%
Strongly Disagree			302	1%	302	1%



Question 5.
Course contents : The instructor clearly explained the course contents.

Aggregate Table

Option	Course Aggregate / No. of Respondents	Course Aggregate / Percentage	Subject Field Aggregate / No. of Respondents	Subject Field Aggregate / Percentage	University Aggregate / No. of Respondents	University Aggregate / Percentage
Strongly agree	9	64%	12,025	51%	12,025	51%
Agree	4	29%	8,741	37%	8,741	37%
Neither agree nor disagree	1	7%	1,745	7%	1,745	7%
Disagree			548	2%	548	2%
Strongly Disagree			327	1%	327	1%

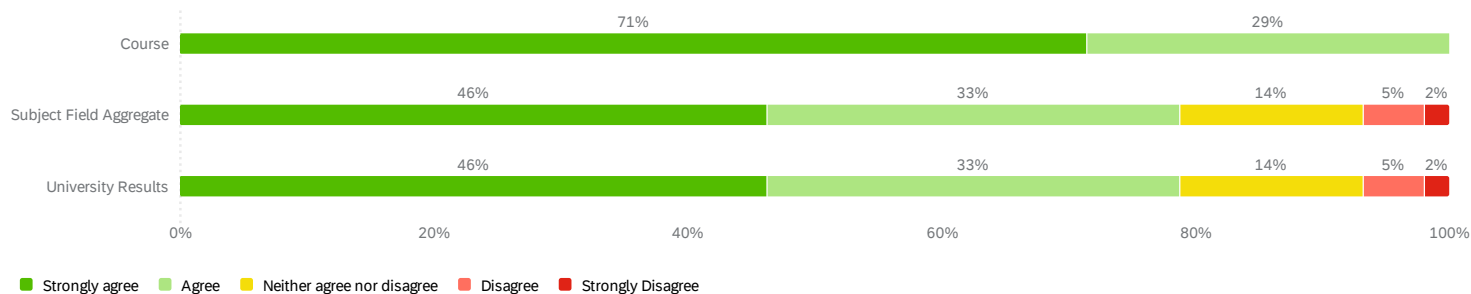


Question 6.

Feedbacks : The instructor provided feedback on students' assignments, submissions, or projects.

Aggregate Table

Option	Course Aggregate / No. of Respondents	Course Aggregate / Percentage	Subject Field Aggregate / No. of Respondents	Subject Field Aggregate / Percentage	University Aggregate / No. of Respondents	University Aggregate / Percentage
Strongly agree	10	71%	10,808	46%	10,808	46%
Agree	4	29%	7,606	33%	7,606	33%
Neither agree nor disagree			3,379	14%	3,379	14%
Disagree			1,130	5%	1,130	5%
Strongly Disagree			460	2%	460	2%

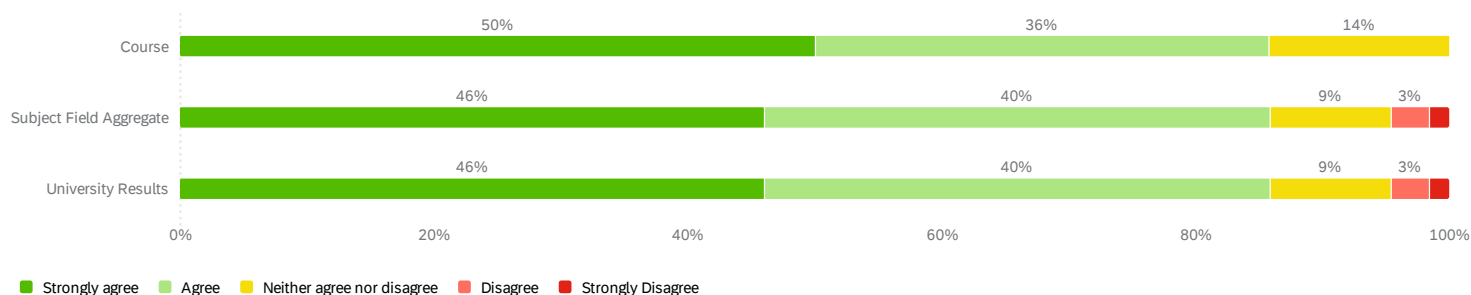


Question 7.

Value : I found the course intellectually stimulating and/or valuable.

Aggregate Table

Option	Course Aggregate / No. of Respondents	Course Aggregate / Percentage	Subject Field Aggregate / No. of Respondents	Subject Field Aggregate / Percentage	University Aggregate / No. of Respondents	University Aggregate / Percentage
Strongly agree	7	50%	10,754	46%	10,754	46%
Agree	5	36%	9,323	40%	9,323	40%
Neither agree nor disagree	2	14%	2,217	9%	2,217	9%
Disagree			720	3%	720	3%
Strongly Disagree			364	2%	364	2%



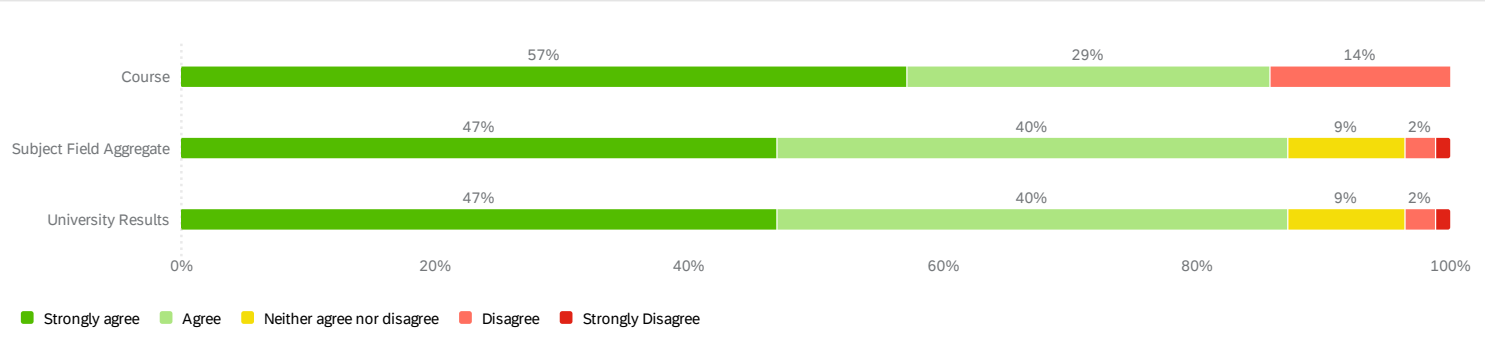
Question 8.

Application : I acquired a lot of useful knowledge and/or skills from this course.

Aggregate Table

Option	Course Aggregate / No. of Respondents	Course Aggregate / Percentage	Subject Field Aggregate / No. of Respondents	Subject Field Aggregate / Percentage	University Aggregate / No. of Respondents	University Aggregate / Percentage
Strongly agree	8	57%	10,963	47%	10,963	47%
Agree	4	29%	9,421	40%	9,421	40%

Option	Course Aggregate / No. of Respondents	Course Aggregate / Percentage	Subject Field Aggregate / No. of Respondents	Subject Field Aggregate / Percentage	University Aggregate / No. of Respondents	University Aggregate / Percentage
Neither agree nor disagree			2,141	9%	2,141	9%
Disagree	2	14%	561	2%	561	2%
Strongly Disagree			291	1%	291	1%

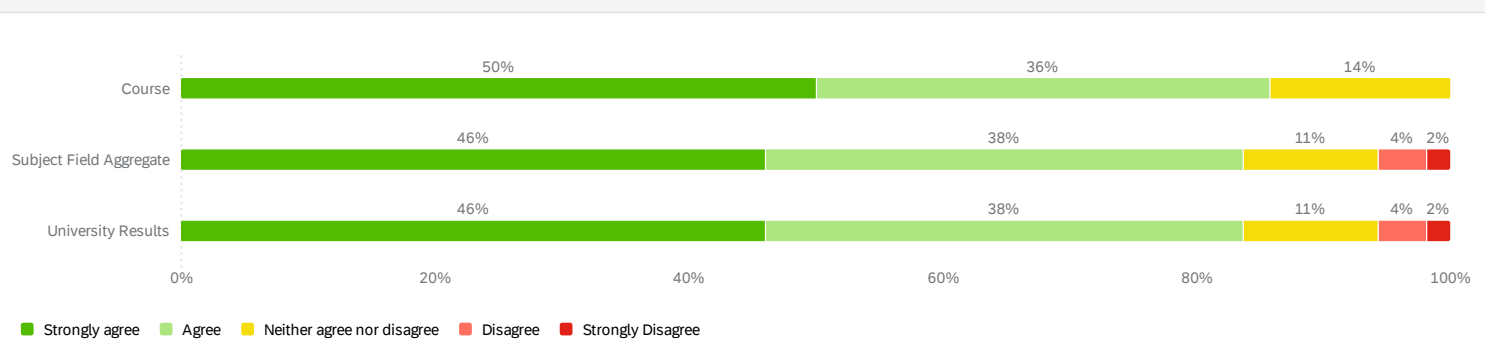


Question 9.

Co-learning/Exchange : Students could exchange their ideas and knowledge with one another.

Aggregate Table

Option	Course Aggregate / No. of Respondents	Course Aggregate / Percentage	Subject Field Aggregate / No. of Respondents	Subject Field Aggregate / Percentage	University Aggregate / No. of Respondents	University Aggregate / Percentage
Strongly agree	7	50%	10,761	46%	10,761	46%
Agree	5	36%	8,789	38%	8,789	38%
Neither agree nor disagree	2	14%	2,487	11%	2,487	11%
Disagree			903	4%	903	4%
Strongly Disagree			437	2%	437	2%

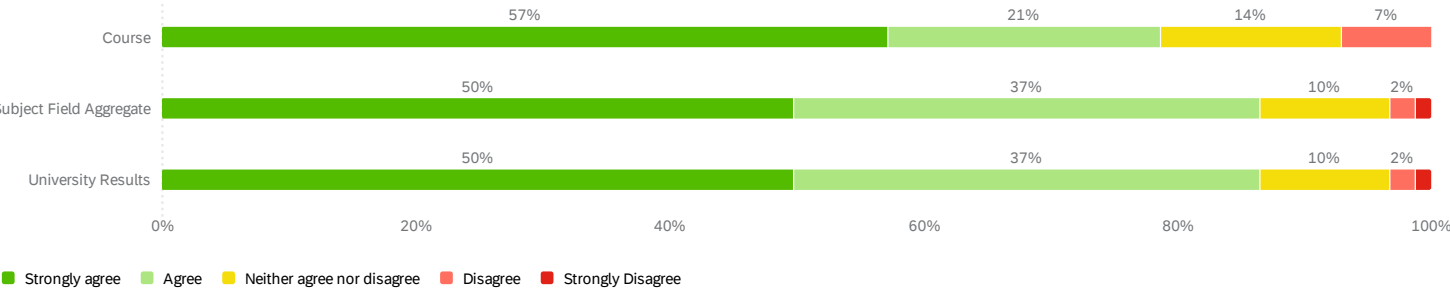


Question 10.

Diversity/Inclusion : The instructor created a learning environment that students of diverse backgrounds were valued.

Aggregate Table

Option	Course Aggregate / No. of Respondents	Course Aggregate / Percentage	Subject Field Aggregate / No. of Respondents	Subject Field Aggregate / Percentage	University Aggregate / No. of Respondents	University Aggregate / Percentage
Strongly agree	8	57%	11,618	50%	11,618	50%
Agree	3	21%	8,595	37%	8,595	37%
Neither agree nor disagree	2	14%	2,379	10%	2,379	10%
Disagree	1	7%	487	2%	487	2%
Strongly Disagree			297	1%	297	1%

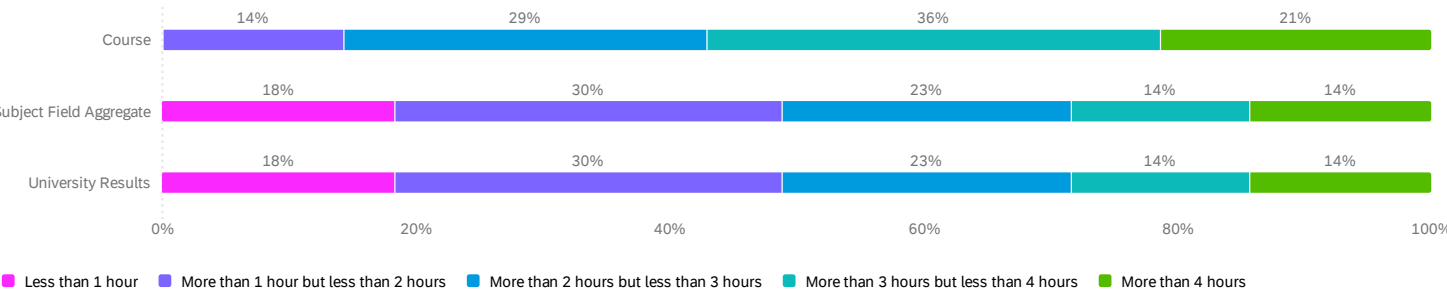


Question 11.

Studying hours outside class : How many hours per week on average did you spend on this course outside of class?

Aggregate Table

Option	Course Aggregate / No. of Respondents	Course Aggregate / Percentage	Subject Field Aggregate / No. of Respondents	Subject Field Aggregate / Percentage	University Aggregate / No. of Respondents	University Aggregate / Percentage
Less than 1 hour			4,272	18%	4,272	18%
More than 1 hour but less than 2 hours	2	14%	7,126	30%	7,126	30%
More than 2 hours but less than 3 hours	4	29%	5,329	23%	5,329	23%
More than 3 hours but less than 4 hours	5	36%	3,301	14%	3,301	14%
More than 4 hours	3	21%	3,346	14%	3,346	14%

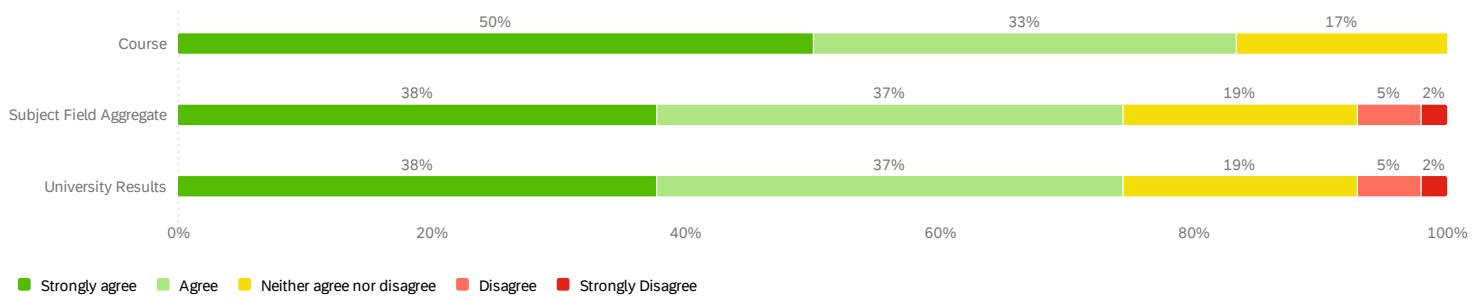


Question 12.

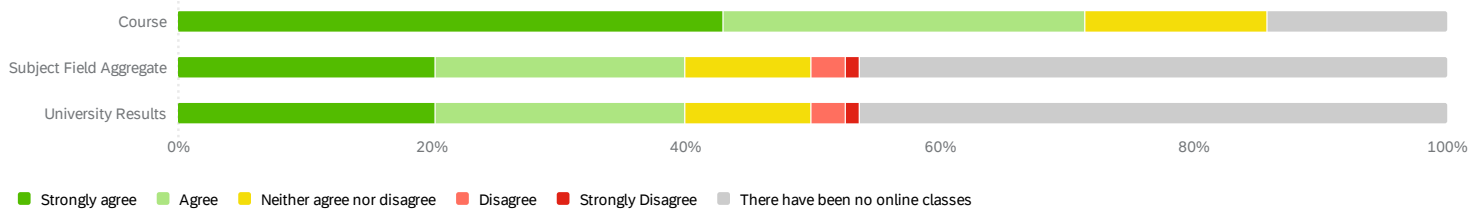
Online media : If online class is offered, technologies (Zoom, on-demand, and other technology) were effectively used for learning.

Aggregate Table

Option	Course Aggregate / No. of Respondents	Course Aggregate / Percentage	Subject Field Aggregate / No. of Respondents	Subject Field Aggregate / Percentage	University Aggregate / No. of Respondents	University Aggregate / Percentage
Strongly agree	6	50%	4,718	38%	4,718	38%
Agree	4	33%	4,605	37%	4,605	37%
Neither agree nor disagree	2	17%	2,327	19%	2,327	19%
Disagree			626	5%	626	5%
Strongly Disagree			263	2%	263	2%



Aggregated Results (incl. Non-aggregated data)

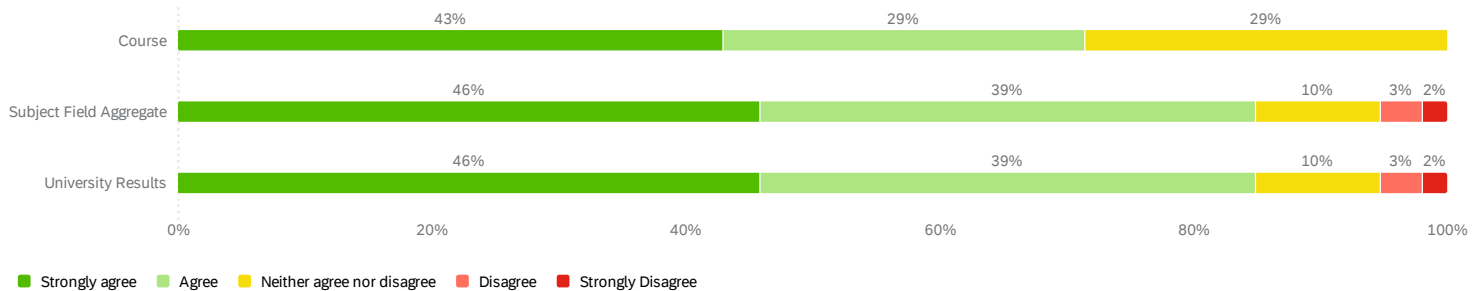


Question 13.

Satisfaction : Overall, I am satisfied with this course.

Aggregate Table

Option	Course Aggregate / No. of Respondents	Course Aggregate / Percentage	Subject Field Aggregate / No. of Respondents	Subject Field Aggregate / Percentage	University Aggregate / No. of Respondents	University Aggregate / Percentage
Strongly agree	6	43%	10,692	46%	10,692	46%
Agree	4	29%	9,128	39%	9,128	39%
Neither agree nor disagree	4	29%	2,303	10%	2,303	10%
Disagree			784	3%	784	3%
Strongly Disagree			461	2%	461	2%



Question 14.

Good Aspect : What are the good aspects of this course?

Good Points of the Course 11

調査研究法EC／基礎演習（国際関係）EC | Research MethodEC／Preliminary Seminar for International Relations and PeaceStudiesEC

clear instruction

調査研究法EC／基礎演習（国際関係）EC | Research MethodEC／Preliminary Seminar for International Relations and PeaceStudiesEC

教授が一人一人のミスをどう改善していくを指導します。

調査研究法EC／基礎演習（国際関係）EC | Research MethodEC／Preliminary Seminar for International Relations and PeaceStudiesEC

先生の言うことを全て守ればそれなりの得点を取ることができ、真面目にやれば結果がついてくる点。

調査研究法EC／基礎演習（国際関係）EC | Research MethodEC／Preliminary Seminar for International Relations and PeaceStudiesEC

教授が配布した資料を授業でも活用し、より学びが深まった。

調査研究法EC／基礎演習（国際関係）EC | Research MethodEC／Preliminary Seminar for International Relations and PeaceStudiesEC

Professor is quick to his point and explains his instructions well

調査研究法EC／基礎演習（国際関係）EC | Research MethodEC／Preliminary Seminar for International Relations and PeaceStudiesEC

This course teaches how to stay in focus and how to do research for a research proposal.

調査研究法EC／基礎演習（国際関係）EC | Research MethodEC／Preliminary Seminar for International Relations and PeaceStudiesEC

the materials are pretty manageable

調査研究法EC／基礎演習（国際関係）EC | Research MethodEC／Preliminary Seminar for International Relations and PeaceStudiesEC

I like the teaching method. He explained the lessons so well.

調査研究法EC／基礎演習（国際関係）EC | Research MethodEC／Preliminary Seminar for International Relations and PeaceStudiesEC

We can have more discussion

調査研究法EC／基礎演習（国際関係）EC | Research MethodEC／Preliminary Seminar for International Relations and PeaceStudiesEC

The materials are pretty interesting, and the professor is extra clear with the instructions

調査研究法EC／基礎演習（国際関係）EC | Research MethodEC／Preliminary Seminar for International Relations and PeaceStudiesEC

what i enjoyed with the classes is that the professor encourages engagement in the classroom. From students speaking in the class to giving valuable feedback after each assignments, I will be applying skills that i have been taught in this course and will be applying it to other units next semester (example Cornell Method)

Question 15.

Something to improve : How could the course be improved? Please provide suggestions to improve the course if any.

Points for Improvement 7

調査研究法EC／基礎演習（国際関係）EC | Research MethodEC／Preliminary Seminar for International Relations and PeaceStudiesEC

ないです

調査研究法EC／基礎演習（国際関係）EC | Research MethodEC／Preliminary Seminar for International Relations and PeaceStudiesEC

授業時間中の課題に発生し得る提出期限の遅延について、先生がその場にいらっしゃるにも関わらず何も救済措置がない点。

調査研究法EC／基礎演習（国際関係）EC | Research MethodEC／Preliminary Seminar for International Relations and PeaceStudiesEC

I didn't like that we were assigned to write essays and writing assignments in a very short amount of time, I feel like the pressure can affect the outcome for a lot of students and I don't think its an effective method.

調査研究法EC／基礎演習（国際関係）EC | Research MethodEC／Preliminary Seminar for International Relations and PeaceStudiesEC

i think its better not to use the word 'Horrible' when you give feedback to students as the student did his best at least.

調査研究法EC／基礎演習（国際関係）EC | Research MethodEC／Preliminary Seminar for International Relations and PeaceStudiesEC

We can watch more videos

調査研究法EC／基礎演習（国際関係）EC | Research MethodEC／Preliminary Seminar for International Relations and PeaceStudiesEC

I can't really think of anything atm

調査研究法EC／基礎演習（国際関係）EC | Research MethodEC／Preliminary Seminar for International Relations and PeaceStudiesEC

if the reading materials could be printed out for the students. I have experienced with the difficulty of not being able to print out